




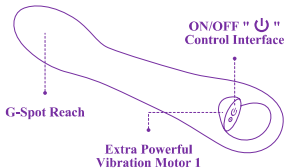
nobü®  
the art of pleasure

**GURU**

■ ■ POWERFUL G-SPOT VIBE  
**INSTRUCTION MANUAL**

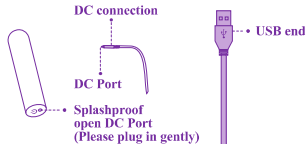
## GETTING YOUR NEW NOBÜ STARTED

- Be sure to Fully charge your toy before First use.
- Insert bullet into the silicone sleeve and press and hold "  " to turn ON.
- When the device is on, promptly press "  " for various vibration functions.
- Press and hold "  " to turn OFF.



## CHARGING YOUR NOBÜ

- When the vibrations become weak or stop but the LED light is still on, it is time to re-charge your toy.
- To begin charging your toy, insert the DC plug into the DC port (see illustration below).
- Insert the other end of the DC recharging cord into any USB socket. The LED light will blink to indicate when the toy is recharging.
- After 2.5 hours, when the toy is Fully charged, the LED light will remain on.



## PLEASE NOTE

• Your nobü toy is not classified as a medical device. Do not use your toy around your chest or throat area. If you experience severe discomfort during use, stop using your nobü toy and consult your healthcare provider immediately.

## SPECIFICATIONS

**SIZE:** 8" X 1½"ø | 20.32cm X 3.81cmø

**WEIGHT:** 165g

**MATERIALS:** ABS + FDA-Approved Body-safe silicone

**BATTERY:** Li-ion 801630 380mAh

**CHARGING TIME:** 2.5 hours

**USER TIME:** Up to 1 hour depending on power setting

**MAX NOISE LEVEL:** <55dB

## CLEANING, SAFETY AND STORAGE

• Wash the silicone section of your nobü toy with warm water and nobü antibacterial toy cleaner for best results. Never use cleaners that contain alcohol, petrol or acetone.

• Be sure to rinse your toy with hot water after cleaning and pat it dry with a lint-free cloth or towel.

• Store your nobü in a clean, dry and dust-free place. Avoid leaving it in direct sunlight and NEVER expose it to extreme heat.

nobü®  
the art of pleasure

nobü®  
the art of pleasure